A close-up photograph of a silver stethoscope resting on a medical chart. The chart has several colorful tabs (green, blue, orange, red) with numbers and letters on them. The background is slightly blurred, showing more of the chart and the stethoscope's tubing.

What *IS* Radon (Rn) and Why Should We Care?

Brandy Toft

Air Quality Specialist

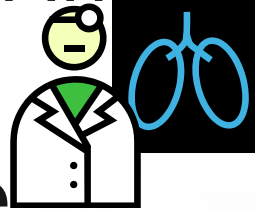
Leech Lake Band of Ojibwe

February 27th, 2013



What Is Radon?

- Radon is an odorless, colorless, toxic gas that is derived from the decay of uranium in the soil.
- Form of radiation that attacks lung tissue.
- Radon is the # 1 cause of lung cancer among *non-smokers*.
- Smoking ***increases*** your risk 4 times!
- Estimated 21,000 deaths a year and rising.
- Elevated indoor levels found in every state.





Where Does Radon Come From?

- Radon is caused by a breakdown of Uranium in the earth's crust. It is present in almost all rock, soil, and water.
- The amount of radon in the soil depends on soil chemistry, which varies greatly from one house to the next.
- Radon moves up through the ground into the atmosphere where it can potentially enter your home through cracks/holes in your home's foundation.





Could My Home Have Radon?

EPA Map of Radon Zones

- 1 in 15 homes in US are above 4 pCi/L.

ALL HOMES SHOULD BE TESTED FOR RADON! Regardless of location, zone, home design or if your neighbor tested.

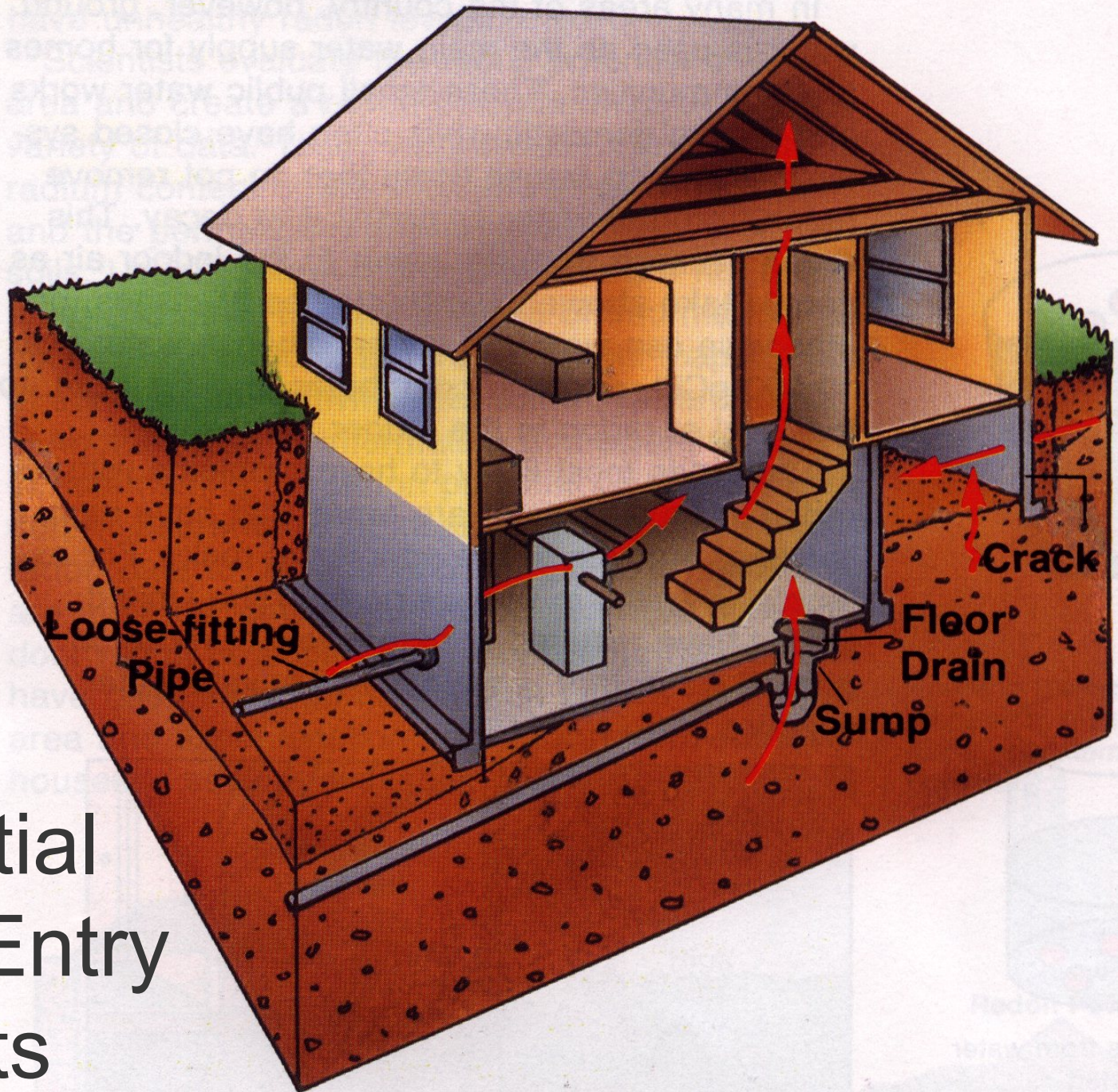


- Are YOU at risk for lung cancer due to high radon levels? **TEST YOUR HOME!**

Houses Suck...



Radon



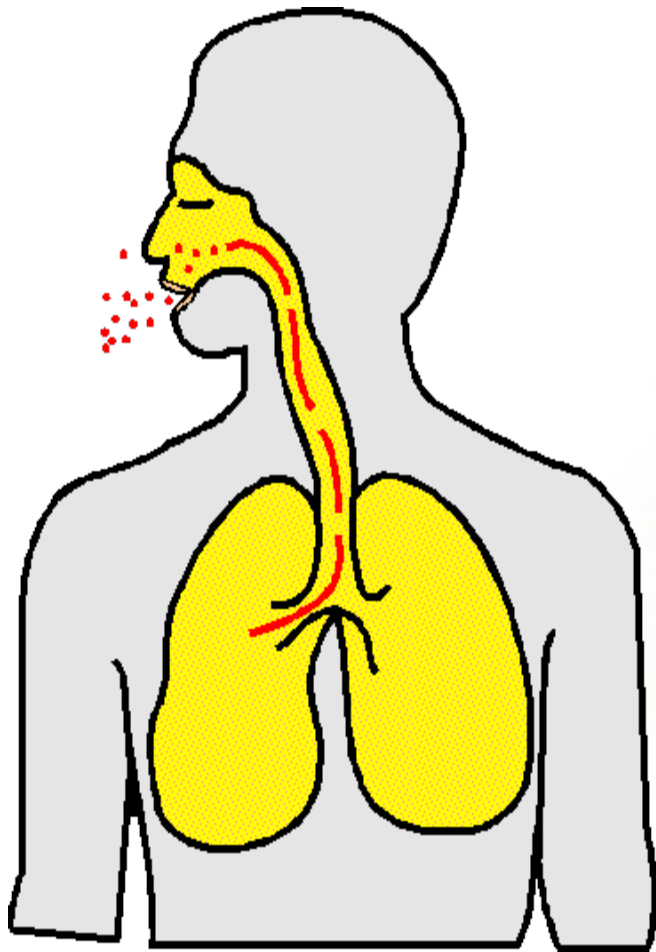
Potential Radon Entry Points



Examples of Entry Points

- Cracks in concrete slabs.
- Spaces behind brick veneer walls that rest on uncapped hollow block foundations.
- Pores and cracks in concrete blocks.
- Floor-wall joints (cold joints).
- Exposed soil, as in a sump or crawl space.
- Weeping (drain) tile, if drained to an open sump.
- Mortar joints.
- Loose fitting pipe penetrations.
- Open tops of block walls.
- Building materials, such as brick, concrete, rock.
- Well water.

Radon is a Lung Cancer Causing Gas

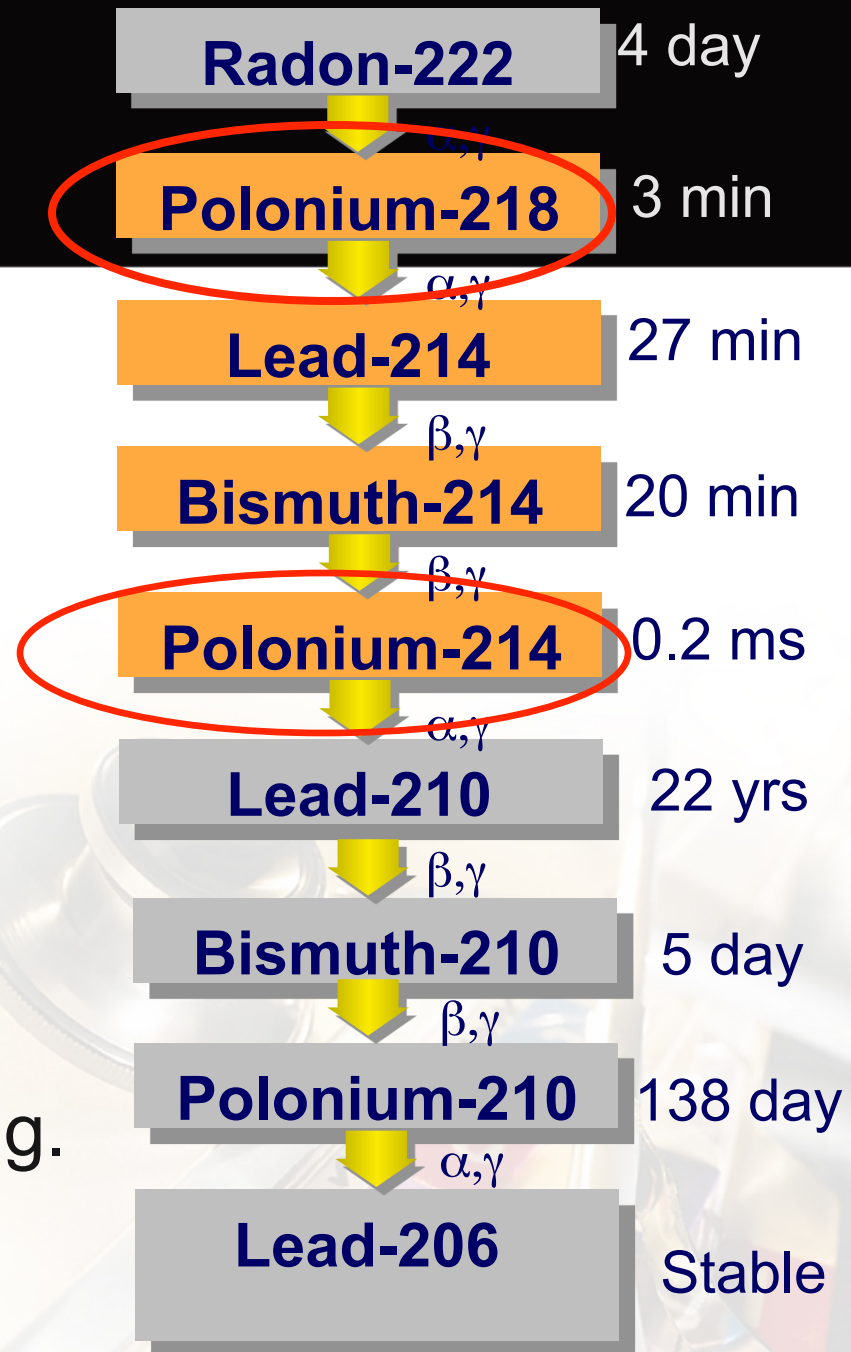


- Radon decays into radioactive alpha particles.
- These particles are inhaled and deposited in the lungs.
- Causes physical damage to DNA, increasing the potential for cancer.




Radon Decay Products

Po-218 and Po-214 deliver the majority of radiation dose to the lung.



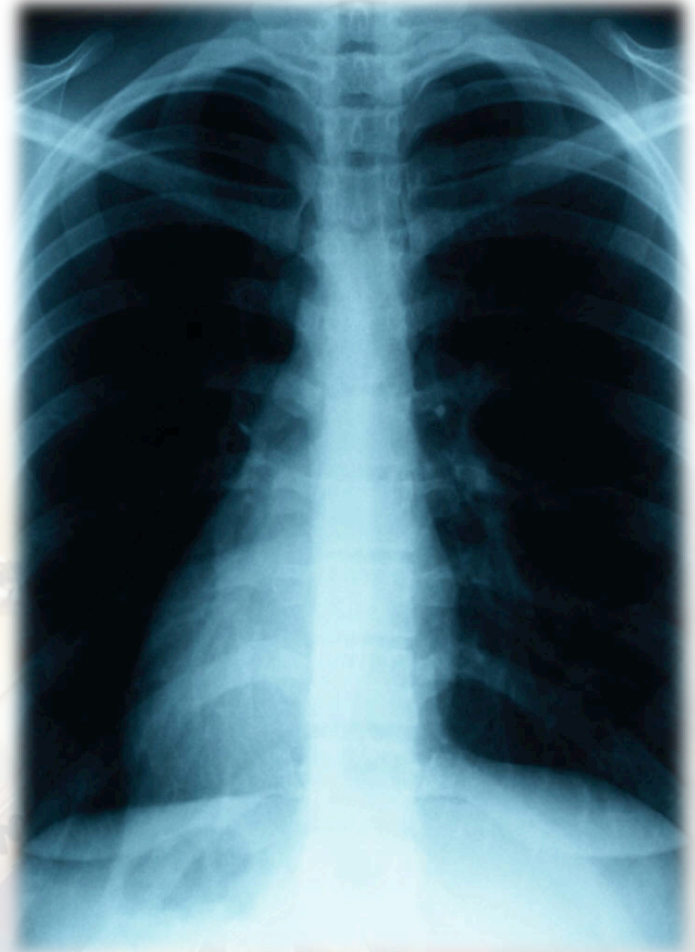
What Level of Rn is Considered Safe?

- There is ***no known safe level*** of radon
- 9 to 12% of lung cancers are radon induced
- EPA recommends homes with radon levels over 4 pCi/L be mitigated
 - Not a health based standard
 - Based on mitigation technology
- WHO health based action level 2.7 pCi/L



Health Effects Of Radon

- 2nd leading cause of lung cancer in the United States
 - Estimated to cause 21,000 deaths annually*
 - Second only to smoking
- Leading cause of lung cancer for non-smokers
 - 2,900 deaths annually



* EPA Assessment of Risks from Radon in Homes (June 2003, EPA -402-R-03 -0003)



Health Effects

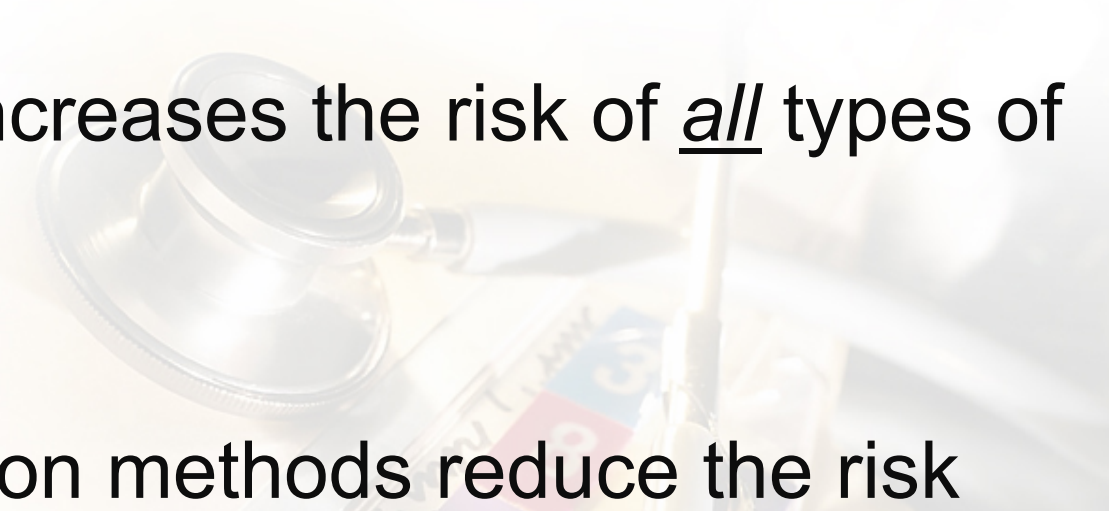
Radiation is a carcinogen(cancer causing agent).

Most of these cancers do not appear until many years after the radiation dose (~10-40 years).

- Radiation *may* also cause other health effects:
 - links to leukemia, stomach and liver cancer
 - exposure during pregnancy potential links
 - genetic defects in children
 - mental retardation




Radon and Health

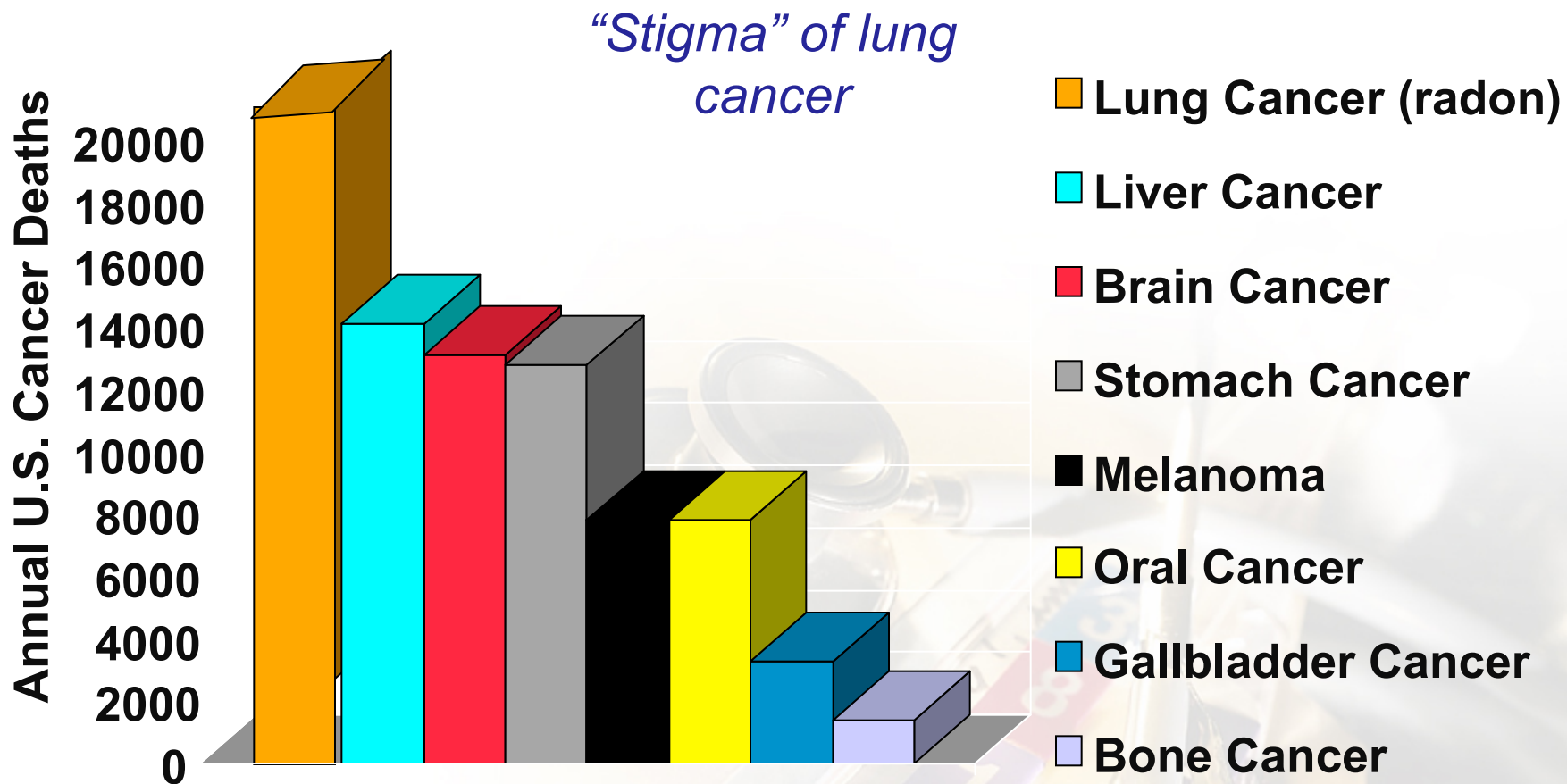
- Most radon-induced lung cancer occurs below EPA's action level (4pCi/L mitigation level based)
 - Radon exposure increases the risk of all types of lung cancer
 - Prevention/mitigation methods reduce the risk
- 



Chances Of Developing Cancer Due To Radon Depend On:

- The levels of radon in the home - Dose
 - Amount of time spent in the home - Duration
 - Pre-Disposition
 - Smoker
 - Non-smoker
 - Previous Smoker
 - Genetics
- 

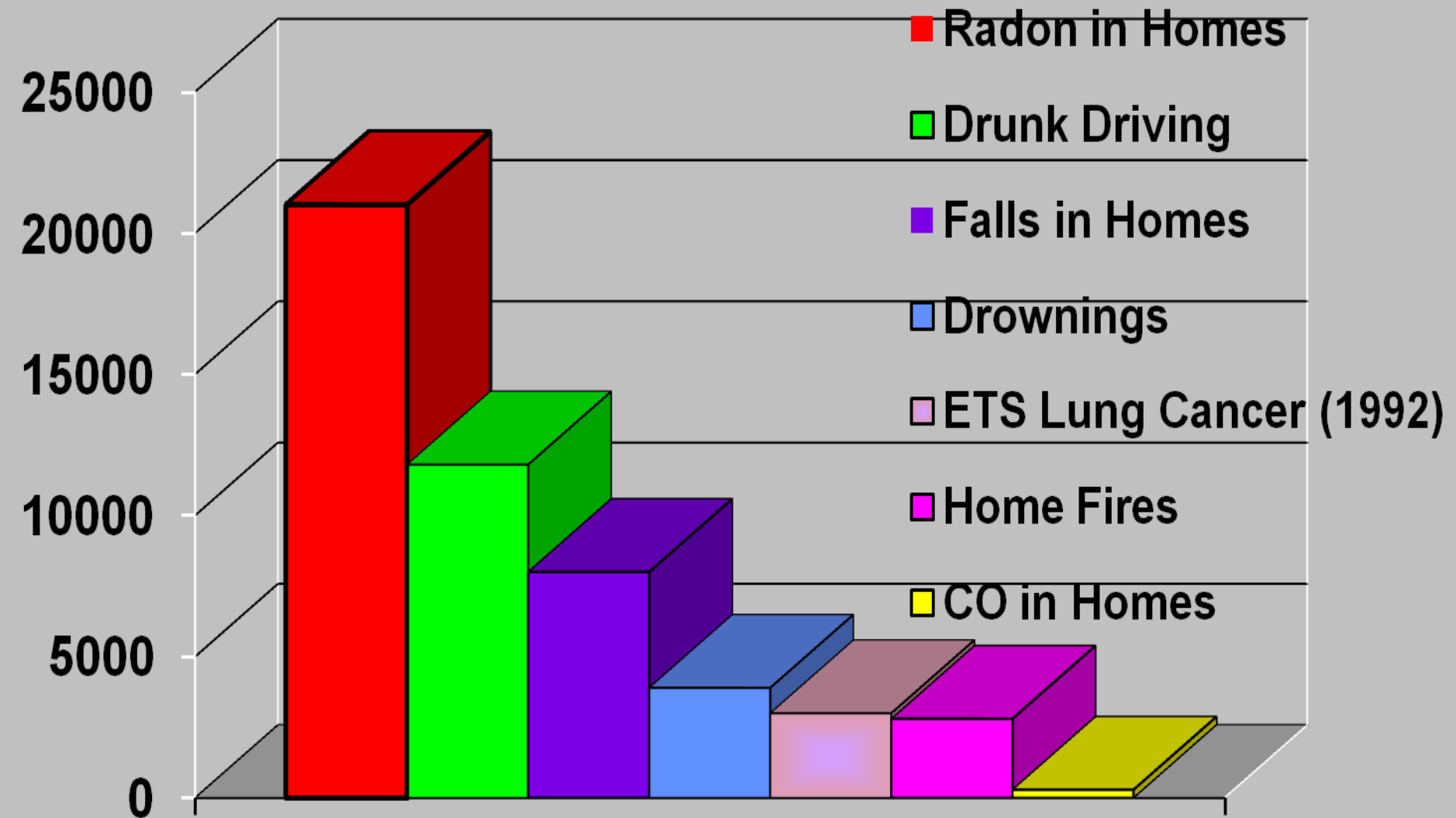
Comparing Radon Related Cancer to Other Cancer Types



Source: Bill Field, 2005, UI



Radon Compared to Other Risks



Radon Level

Non Smoker

If 1,000 people who never smoked were exposed to this level over a lifetime*...

The risk of cancer from radon exposure compares to**...

What to Do:

20 pCi/L

About 36 people could get lung cancer

35 times the risk of drowning

Fix your home

10 pCi/L

About 18 people could get lung cancer

20 times the risk of dying in a home fire

Fix your home

8 pCi/L

About 15 people could get lung cancer

4 times the risk of dying in a fall

Fix your home

4 pCi/L

About 7 people could get lung cancer

The risk of dying in a car crash

Fix your home

2 pCi/L

About 4 people could get lung cancer

The risk of dying from poison

Consider fixing between 2 and 4 pCi/L

1.3 pCi/L

About 2 people could get lung cancer

(Average indoor radon level)

(Reducing radon

0.4 pCi/L

(Average outdoor radon level)

levels below 2 pCi/L is difficult)

Radon Level

SMOKERS

If 1,000 people who smoked were exposed to this level over a lifetime*...

The risk of cancer from radon exposure compares to**...

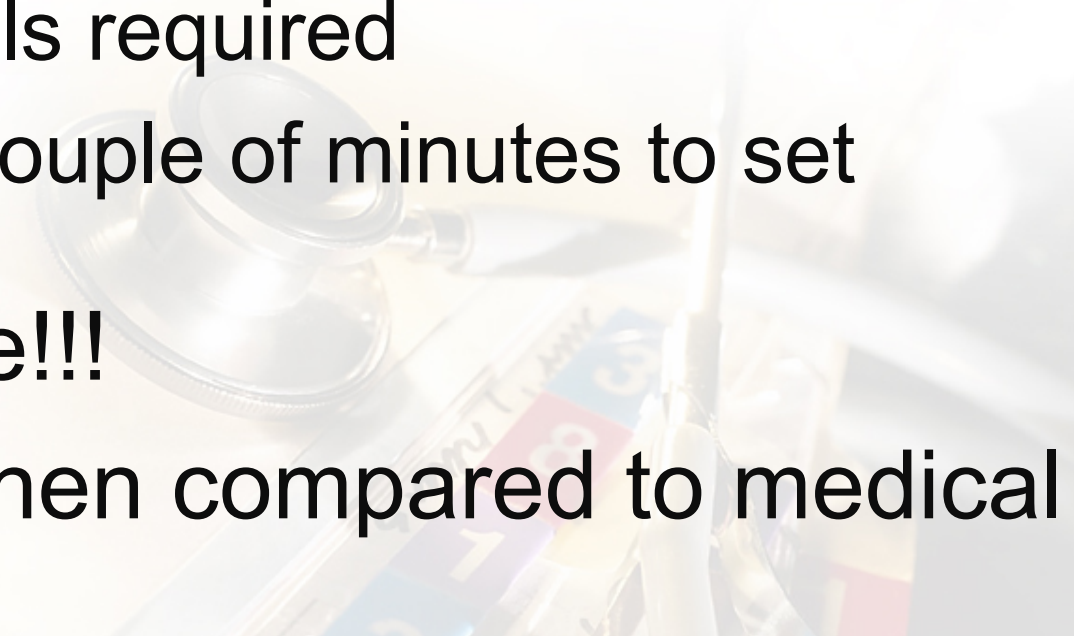
What to Do:

20 pCi/L	About 260 people could get lung cancer	- 250 times the risk of drowning	Fix your home
10 pCi/L	About 150 people could get lung cancer	- 200 times the risk of dying in a home fire	Fix your home
8 pCi/L	About 120 people could get lung cancer	- 30 times the risk of dying in a fall	Fix your home
4 pCi/L	About 52 people could get lung cancer	- 5 times the risk of dying in a car crash	Fix your home
2 pCi/L	About 32 people could get lung cancer	- 5 times the risk of dying from poison	Consider fixing between 2 and 4 pCi/L
1.3 pCi/L	About 20 people could get lung cancer	(Average indoor radon level)	(Reducing radon levels below 2 pCi/L is difficult)
0.4 pCi/L		(Average outdoor radon level)	



TEST, FIX, SAVE A LIFE.

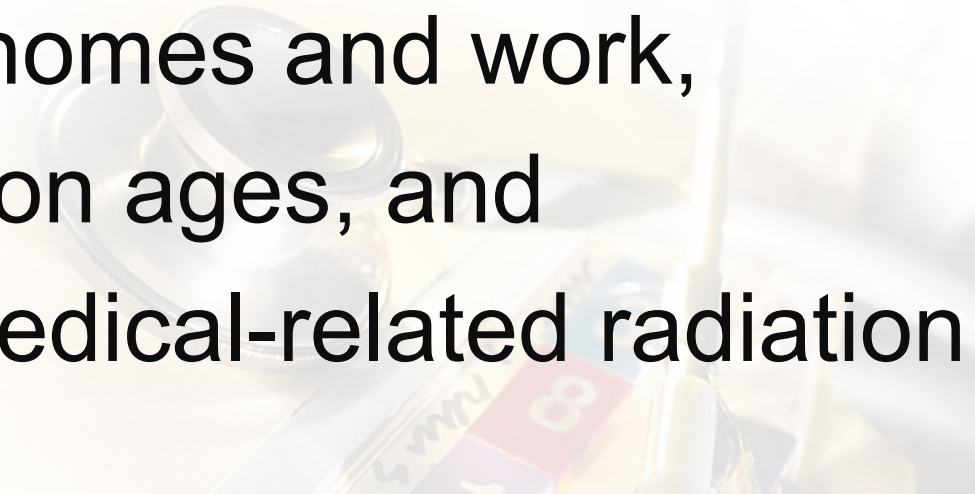
Every home should be tested

- Testing is easy
 - No special skills required
 - Only takes a couple of minutes to set
 - It's inexpensive!!!
 - Especially when compared to medical treatment
- 



TEST TEST TEST TEST TEST

Adverse health effects of radon
will increase as more people are:

- ✓ Exposed in homes and work,
 - ✓ Our population ages, and
 - ✓ Increased medical-related radiation exposure
- 



Brandy Toft

Air Quality Specialist
Leech Lake Band of Ojibwe

air@lldrm.org

218.335.7429

